



AGREEMENT FOR CUSTOM WEDDING DRESSMAKING BETWEEN

\_\_\_\_\_ & \_\_\_\_\_

WEDDING DATE \_\_\_\_\_

BRIDE \_\_\_\_\_ GROOM \_\_\_\_\_

EMAIL \_\_\_\_\_ PHONE \_\_\_\_\_

ADDRESS \_\_\_\_\_

TOTAL COST= \_\_\_\_\_

DEPOSIT PAYMENT (60%)= \_\_\_\_\_

BALANCE = \_\_\_\_\_

THE PROCESS OF CREATING YOUR DREAM GOWN

The time involved to create your couture gown is 8 to 10 months, depending on the complexity of the design. Bookings within this time frame are preferred. If orders are outside this time frame, an additional fee will be charged. Custom wedding dresses currently start at **\$2000**.

**THE DESIGN MEETING**

The design meeting is charged at \$100 (NON-REFUNDABLE) and is **paid at the time of booking**. If you order your couture wedding gown with Eden Couture, the \$100 design meeting charge will be deducted from the final payment. At this meeting, Nicholas will have 5-6 sketches ready for you to start the design process. After we have finalized our design, I will list, in detail, your dream gown and all its components. We will also choose fabrics and embellishments at this point and if I do not have the particular fabrics in stock, Eden Couture will order samples and mail them out to you. Once the fabrics/embellishments are agreed upon, Eden Couture will finalize the price and you will secure your spot on the schedule with your deposit (NON-REFUNDABLE). Your measurements will also be taken at this time.

## 1.1 PAYMENT OPTIONS

Payment is due AT THE DESIGN MEETING. Please wait until you can put down at least your deposit to schedule your design meeting with **Eden Couture**. All invoices under \$1,000 are paid in full before work begins. Due to the custom nature of my services, after payment (deposit and/ or final payment) is made I cannot offer any refunds.

### *Paying out of pocket:*

**Eden Couture** requires 2 payments over the time of creating your gown. Deposits may be made by Invoice (PREFERRED), PayPal, or cash.

*Deposit:* 60% of the total cost is required at the design meeting to hold your spot on schedule and must be paid before fabric (including samples) is ordered and **production** begins. Delay in deposit payment that severely affects work timeline (shortens timeline to under 6 months) will be treated as a Rush order and you will be charged accordingly.

*Final payment:* The **remaining balance** is required as the gown nears completion - usually between the 3rd and 4th fitting or 1 month before completion date for out of state brides. (Final balance is **remaining balance** minus the \$100 credit from the design meeting)

If you change your mind after this point, the deposit is non-refundable. If the wedding date changes, the time line will need to be negotiated on a case by case basis .

### Changes to Gown Design:

After bride has signed off on our final design, any changes made during the construction process will be charged at \$100 per change plus the cost of additional fabrics and labor. Changes will not be made until adjusted invoice is paid in full.

## THE FITTINGS

### *1.2 Fitting Schedule*

#### Local Brides:

There may be 4 fittings depending on the complexity of the design.

FITTING 1. Silhouette of gown is made in cotton fabric for fitting.

FITTING 2. Gown is made in chosen fabric and has the internal structure built in (corset)

FITTING 3. Embellishments and linings are pinned, and hem length is determined

FITTING 4. Pick up your gown!

### *1.3 First Fitting - The Mock-up*

This is a mock-up fitting where your gown is cut from muslin fabric and custom fit for accuracy before the gown is cut from the actual fabric. It is recommended that shoes and chosen undergarments be worn to this fitting. This fitting process creates the final pattern for your wedding gown, therefore your weight needs to remain stable throughout the subsequent fittings. Photos will be taken of you in the muslin for your reference. This is the time where any changes to the design should be noted, and the quote can be amended to reflect these changes.

### *1.4 Second Fitting - The Construction*

Next are the basted fittings (temporarily stitched). At this stage, the gown is cut and fitted in your chosen fabric. The priority at this point is the interior corset and bodice, which is responsible for the unmistakable look of a custom created couture gown. This gives the client the opportunity to visualize the end result and experience how her gown will look like.

### *1.5 Third Fitting - Adjustments and Embellishments*

The following fitting is about checking that the fit is perfect and comfortable, the embellishments and linings have been pinned in place and final details are discussed. The 2nd and final payment is to be made at this stage.

### *1.6 Fourth and Final Fitting*

The final fitting occurs one week before the wedding date. At the final fitting the bride-to-be tries on her gown for the final approval. Any last details are addressed. The gown is then pressed and packed, ready for pick up. This entire process takes several months depending on the complexity of the gown, details and the client's availability for fittings. What makes this process more special is that as the bride gets to know her gown, she discovers how to move, sit and stand in her gown. This results in a very comfortable wedding day!

### *1.7 Distant Brides:*

There are 2 fittings for distant brides.

FITTING 1. Silhouette of gown is made in cotton fabric for fitting. (If additional adjustments need to be

made, another cotton gown will be made and sent for an additional fitting) Design changes after dress construction has started will require additional costs.

FITTING 2. Finished gown shipped and tried on by you during a video call, with luck adjustments will not need to be made. Since **Eden Couture** is not fitting dress to you directly, slight adjustments may be necessary (like any other gown that you may purchase). Bride can take her gown to someone local for alterations.

**Shoes, underwear and consistent weight are required all through these fittings.**

## **FAQ**

### *Changes to weight:*

Second fitting is where your decisions need to be finalized, and your weight needs to stabilize. If you lose (**greater than 4 inches**) or gain weight(**greater than 2 inches**) that requires reconstruction of your couture bridal gown, or you change your mind on design, you will incur additional charges.

### *Why is my payment non-refundable?*

Due to the custom nature of my small business, all payments made are put into business funds that cover the cost of operating a business. If your wedding/event is canceled or postponed **before production begins**, **Eden Couture** is able to give you a store credit in the amount of your deposit to put towards other custom garments made by me. If construction is already started on your gown, final payment will still be due on due date of invoice. If you are no longer in need of the gown you are more than welcome to sell the gown.

### *What happens if I change my mind?*

Please see 1.1

### *What happens if I lose or gain weight?*

Please see 1.3 and above "changes to weight"

### *What if I don't like my gown half way through?*

This is why I go through an extensive consultation process, to prevent any hesitation or second guessing. Please do not sign off on the sketch if you are not sure how you feel about it. If delays push construction timeline back to less than 6 months, a rush fee will be charged.

*I have read, fully understand and agree to Nicholas's terms and expectations within this contract.*

Client full name: \_\_\_\_\_

Client Signature: \_\_\_\_\_ Date: \_\_\_\_\_

Designer Signature \_\_\_\_\_ Date: \_\_\_\_\_

#### POLICY UPDATES:

##### Past Due Payments and Payment Arrangements

If your payment is past due please make your payment as soon as possible. If payment arrangements need to be made please reach out and let me know as soon as possible. I am able to split payments up into smaller chunks for brides whose weddings are now rescheduled to next year but I cannot accept non payment as per my contract.

If your payment is more than 30 days past due, especially with no contact and arrangement or broken arrangements, your order will be canceled with no refund as per my contract. If you would like your order reinstated, you will be charged a reinstatement fee of \$150.

Past due payments (with no contact, arrangement, or broken arrangement) will be charged a late fee of \$5 a day starting the day after payment was due. In order to pick up gown, client must have a \$0 balance including fee payments.

If you have already reached out and made a payment arrangement but have not honored the arrangement, your entire payment will have to be paid before your first fitting. I am very flexible and easy going but me offering payment arrangements and split payments is me offering my clients credit, if you continue to break arrangements, no more credit can be offered.

##### Charge-backs

Payment charge-backs will be charged at \$40 plus overdraft fee \$50. If charge-back occurs, the only payment method that will be offered to you is cash or money order and your full payment plus fee will be due upfront before gown is completed. If charge-back occurs after gown is already received, gown will need to be sent back. If gown is not returned or payment returned to me, **Eden Couture** will be forced to report the gown stolen.

This has been an issue as well, I understand that everyone is hurting right now but false charge backs puts my account in negative standing with square which will not allow me to offer financing to my brides.

If you are unable to afford your gown anymore please reach out to me to cancel your order. Remember payments are NOT REFUNDABLE especially if **production has begun**.

##### Shipping Delays

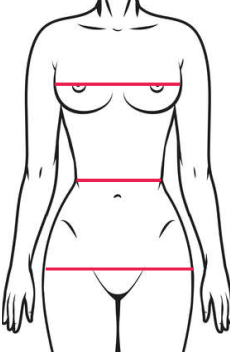
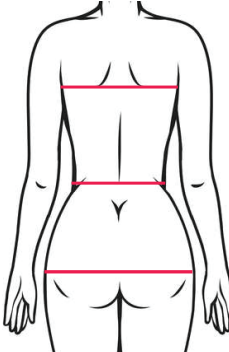
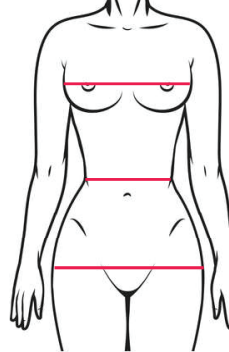
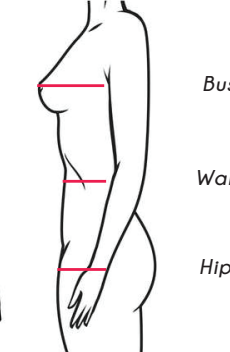
As we all know shipping is currently turtle slow. I get the majority of my fabrics in from Russia and Ukraine. Both of which are experiencing over 60-90 days shipping times. I have recently found a local fabric distributor to get the majority of my fabrics from but fabrics like lace and tulle etc still have to come in the mail. Delay in payment, means delay in fabric order, means delay in gown construction. Please do not delay.

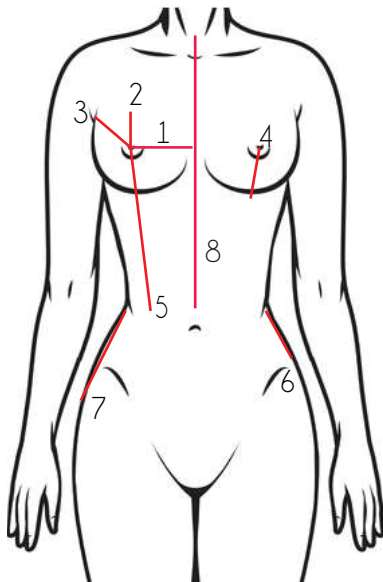
# CLIENT MEASUREMENTS

Please visit this link and follow the video to take ALL of the measurements they take also take all measurements below:  
<https://youtu.be/tGN1DcJ0qK0>

*Circumference:*  
*Level around the body*

*Front:*  
*Start at side, across the front, end at other side*

Bust _____					Bust _____
Waist _____					Waist _____
Hips _____					Hips _____

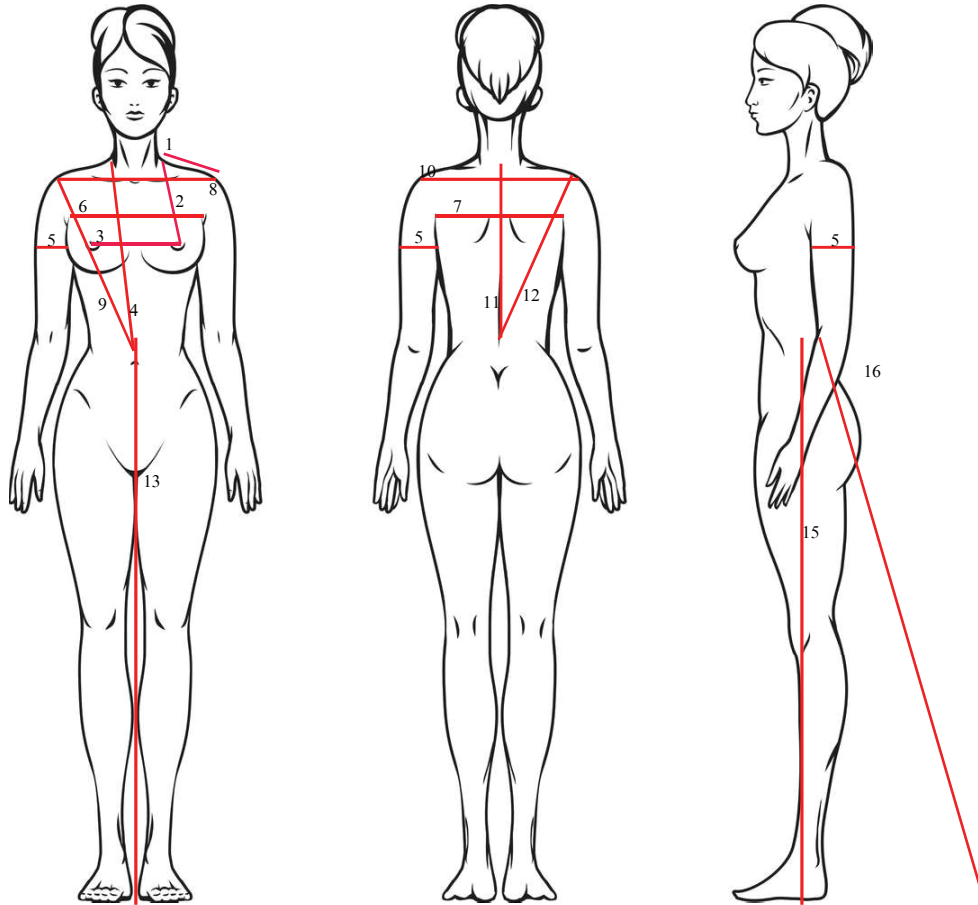


1. Nipple to center:
2. Nipple to top of breast:
3. Nipple to armpit:
4. Nipple to underbust:
5. Nipple to Waist:
6. Waist to High Hip:
7. Waist to Low Hip:
8. Neck to Waist Front:

Client signature \_\_\_\_\_

# CLIENT MEASUREMENTS

*If you are taking your measurements please have someone help you.  
Any measurements you take from yourself will not be as accurate  
and will affect the final gown.*



- 1.Shoulder length
- 2.Nipple to Shoulder
- 3.Nipple to Nipple
- 4.Shoulder to Waist
- 5.Bicep circumference
- 6.Front chest
- 7.Back chest
- 8.Front shoulder width

- 9.Front shoulder slope
- 10.Back shoulder width
- 11.Back length
- 12.Back shoulder slope
- 13.Waist to Floor with shoes
- 15.Waist to floor at side with shoes
- 16.Waist to train length with shoes

Client signature \_\_\_\_\_